

**DORMER PRAMET**

# National Aerospace Standard (NAS) Drills







DRILLS MANUFACTURED TO NATIONAL AEROSPACE STANDARDS (NAS)



**INTRODUCTION**

Dormer Pramet offer a comprehensive range of drills specifically designed for the aircraft industry, provided under the Precision Twist Drill (PTD) brand.

Available in different styles to meet a variety of applications, all products within the program are designed and manufactured to NAS specifications (907/965) as published by AIA (Aerospace Industries Association of America). A summary of these specifications is provided at the back of this brochure.



**MATERIAL**

- Manufactured from premium grades of HSS and HSS-E materials
- These substrates provide good hot hardness and therefore **good tool life** when drilling in areas with restricted access where coolant cannot always be applied
- HSS and HSS-E materials are **strong, but will flex under pressure** which is advantageous when being used in hand-held applications

**SURFACE FINISH**

- Standard tempered blue finish reduces oxidation and helps prevent built up edge in general drilling applications
- Bronze finish also prevents oxidation and built up edge whilst being an indicator for drills manufactured from a cobalt based material

**GEOMETRY**

- Manufactured to NAS specifications (907/965)
- Split point geometry (118° or 135°) ensures the drill will begin cutting instantly, reducing the chance of the tool skidding and causing damage to the component
- The point geometry combined with the flute construction reduces the forces required to penetrate the workpiece whilst providing **excellent cross sectional strength**, both beneficial for hand-held applications

**A COMPLETE RANGE**

- Metric 1.00mm to 13.00mm
- Fractional 1/64inch to 11/16inch
- Gauge N1 to N60
- Letter A to Z

**DRILL STYLES**



**STANDARD LENGTH TOOLS**

for general hand-held drilling applications



**ADAPTED SCREW SHANK DRILLS**

for use in right-angle drilling heads for increased accuracy when operating in confined spaces

- 1/4-28 UNF Thread with 5/16AF Hex



**LONG SERIES AIRCRAFT EXTENSION DRILLS**

for drilling in difficult to reach areas

- available in 6 and 12 inch lengths

	HSS	HSS	HSS	HSS	HSS	HSS	HSS	HSS	HSS	HSS-E	HSS-E	HSS-E	HSS-E	HSS-E	
	NAS 965	NAS 965	NAS 965	NAS 907	DIN 1897	NAS 907	NAS 907	NAS 907	NAS 907	NAS 907	NAS 907	DIN 338	NAS 907	NAS 907	
				2.5XD	2.5XD	4XD	4XD	4XD	4XD	3XD	4XD	4XD	4XD	4XD	
	135°	135°	135°	135°	135°	118°	135°	135°	135°	135°	135°	135°	135°	135°	
	ST	ST	ST	ST	ST	ST	ST	ST	ST	Bronze	Bronze	Bronze	Bronze	Bronze	
					N							N			
	TS41	TS10 TS18	TS51 TS52	R40C R41C R42C	4ASM	R10A R15A R18A	R10B R15B R18B	500-6 501-6 502-6	500-12 501-12 502-12	R88CO R89CO	R10CO R15CO R18CO	2ACO	CO500-6 CO501-6	CO500-12 CO501-12	
	N40 - N10	1/8 - 1/4 N40 - N10	1/8 - 1/4 N40 - N10	1/16 - 1/2 N60 - N1 A - Z	1.00 - 12.50	1/16 - 1/2 A - Z N52 - N1	1/16 - 1/2 A - Z N52 - N1	3/64 - 1/2 N60 - N1 A - Z	3/64 - 1/2 N50 - N1 A - Z	1/16 - 1/2 N52 - N3	1/64 - 11/16 A - Z N80 - N1	1.00 - 13.00	1/16 - 1/4 N52 - N1	1/16 - 1/4 N40 - N2	
AMG	6	6	6	7	10	12	16	19	22	24	26	26	32	32	ISO
1.1	■115J	■115J	■115J	■115J	■115J	●115J	●115J			■115J	●115J	●115J			P 1
1.2	■98J	■98J	■98J	■98J	■98J	●98H	●98H			■98H	●98H	●98H			P 1
1.3	■89G	■89G	■89G	■89G	■89G	●89G	●89G	●82F	●82F	■89G	●89G	●89G			P 2
1.4	■69G	■69G	■69G	■69G	■69G	●79F	●79F	●66F	●66F	■79F	●79F	●79F			P 3
1.5	●46F	●46F	●46F	●46F	●46F	■56E	■56E	■43E	■43E	■56E	■56E	■56E			P 4
1.6	●33E	●33E	●33E	●33E	●33E	■33D	■33D	■30D	■30D	■33D	■33D	■33D	■20B	■20B	H 1
1.7															H 3
1.8															H 4
2.1	■52F	■52F	■52F	■52F	■52F	●72E	●72E	●49E	●49E	●72E	●72E	●72E	●95H	●95H	M 1
2.2	●30H	●30H	●30H	●30H	●30H	●36G	●36G	■26G	■26G	●36G	●36G	●36G	●56F	●56F	M 3
2.3	●33D	●33D	●33D	●33D	●33D	●49C	●49C	■30C	■30C	●49C	●49C	●49C	●56D	●56D	M 2
2.4													●30D	●30D	S 2
3.1	■105J	■105J	■105J	■105J	■105J	●115H	●115H	●98I	●98I	●115H	●115H	●115H	●161H	●161H	K 1
3.2	■89G	■89G	■89G	■89G	■89G	●92D	●92D	●79F	●79F	●92D	●92D	●92D	●85H	●85H	K 2
3.3	■66F	■66F	■66F	■66F	■66F	●72E	●72E	●66E	●66E	●72E	●72E	●72E	●85F	●85F	K 3
3.4	●52F	●52F	●52F	●52F	●52F	■56E	■56E	■46E	■46E	■56E	■56E	■56E	■56D	■56D	K 4
4.1	■89G	■89G	■89G	■89G	■89G	■92F	■92F	■75F	■75F	■92F	■92F	■92F			S 1
4.2	●52E	●52E	●52E	●52E	●52E	■66D	■66D	■39D	■39D	■66D	■66D	■66D			S 2
4.3	●26C	●26C	●26C	●26C	●26C	■36C	■36C	■20B	■20B	■36C	■36C	■36C	■20D	■20D	S 3
5.1	●43H	●43H	●43H	●43H	●43H	●49G	●49G	■33G	■33G	●49G	●49G	●49G			S 1
5.2	●26F	●26F	●26F	●26F	●26F	■23E	■23E	■20E	■20E	■23E	■23E	■23E	■20B	■20B	S 2
5.3	●13B	●13B	●13B	●13B	●13B	●20B	●20B	●10A	●10A	●20B	●20B	●20B	●16B	●16B	S 3
6.1	●118H	●118H	●118H	●118H	●118H	■125H	■125H			●125H	●125H	●125H			N 3
6.2	■125J	■125J	■125J	■125J	■125J	■131F	■131F			■131F	■131F	■131F			N 4
6.3	●89I	●89I	●89I	●89I	●89I	●89H	●89H	●89H	●89H	●89H	●89H	●89H			N 3
6.4	●52H	●52H	●52H	●52H	●52H	●69F	●69F	■52G	■52G	●69F	●69F	●69F			N 4
7.1	■108K	■108K	■108K	■108K	■108K	■108J	■108J			●108J	●108J	●108J			N 1
7.2	●98J	●98J	●98J	●98J	●98J	●98I	●98I			●98I	●98I	●98I			N 1
7.3	●98I	●98I	●98I	●98I	●98I	●98H	●98H			●98H	●98H	●98H			N 1
7.4	●82I	●82I	●82I	●82I	●82I	●89F	●89F	■79F	■79F	●89F	●89F	●89F			N 2
8.1	●98K	●98K	●98K	●98K	●98K										O
8.2	●115I	●115I	●115I	●115I	●115I										O
8.3	●56G	●56G	●56G	●56G	●56G										O
9.1	●13C	●13C	●13C	●13C	●13C	●20C	●20C	●10B	●10B	●20C	●20C	●20C			H
10.1															O

Fn	HSS		HSS-E									
	1mm	2mm	3mm	4mm	5mm	6mm	8mm	10mm	12mm	15mm	16mm	20mm
A	0.012	0.023	0.029	0.032	0.036	0.042	0.054	0.062	0.069	0.082	0.086	0.110
B	0.014	0.028	0.037	0.041	0.046	0.053	0.067	0.080	0.090	0.103	0.108	0.135
C	0.015	0.032	0.044	0.050	0.056	0.064	0.080	0.098	0.110	0.125	0.130	0.160
D	0.016	0.038	0.053	0.060	0.068	0.078	0.098	0.119	0.130	0.149	0.155	0.188
E	0.017	0.043	0.062	0.071	0.080	0.092	0.115	0.140	0.150	0.173	0.180	0.215
F	0.018	0.050	0.073	0.084	0.095	0.109	0.138	0.165	0.178	0.202	0.210	0.248
G	0.019	0.056	0.084	0.096	0.109	0.126	0.160	0.190	0.205	0.231	0.240	0.280
H	0.020	0.066	0.102	0.116	0.130	0.150	0.190	0.228	0.243	0.271	0.280	0.320
I	0.021	0.076	0.119	0.134	0.150	0.173	0.220	0.265	0.280	0.310	0.320	0.360
J	0.024	0.084	0.135	0.152	0.170	0.197	0.250	0.298	0.315	0.349	0.360	0.405
K	0.026	0.092	0.150	0.170	0.190	0.220	0.280	0.330	0.350	0.388	0.400	0.450

mm/REV ± 25 %

$$n = \frac{V_c \times 1000}{\pi \times D}$$



$$V_f = n \times f_n$$

**TS41**  
**TS10**  
**TS18**  
**TS51**  
**TS52**

• Threaded hexagonal shank drill

TS41; TS10; TS18; T51; TS52	▪	1.1	1.2	1.3	1.4	2.1	3.1	3.2	3.3	4.1				
	•	1.5	1.6	2.2	2.3	3.4	4.2	4.3	5.1	5.2	5.3	6.1	6.2	6.3
		6.4	7.1	7.2	7.3	7.4	8.1	8.2	8.3	9.1				

**TS41**  
**TS10**  
**TS18**  
**TS51**  
**TS52**



d <sub>1</sub> Ø Nr.	d <sub>1</sub> Ø Inch	d <sub>1</sub> decimal Inch	l <sub>2</sub> Inch	l <sub>1</sub> Inch	Pack Qty	TS41	TS10	TS18	TS51	TS52
40		0.0980	5/32	9/16	1	TS41N40				
40		0.0980	7/8	2.1/8	1					TS52N40
40		0.0980	9/16	1"	1			TS18N40		
	1/8	0.1250	7/8	2.1/8	1				TS511/8	
	1/8	0.1250	9/16	1"	1		TS101/8			
30		0.1285	1.1/8	2.1/8	1					TS52N30
30		0.1285	5/16	9/16	1	TS41N30				
30		0.1285	9/16	1.1/4	1			TS18N30		
	5/32	0.1563	1.1/8	2.1/8	1				TS515/32	
	5/32	0.1563	9/16	1.1/4	1		TS105/32			
21		0.1590	1.1/8	2.1/8	1					TS52N21
21		0.1590	9/16	1.1/4	1			TS18N21		
20		0.1610	1.1/8	2.1/8	1					TS52N20
20		0.1610	5/16	9/16	1	TS41N20				
20		0.1610	9/16	1.1/4	1			TS18N20		
	3/16	0.1875	1.1/8	2.1/8	1				TS513/16	
	3/16	0.1875	9/16	1.1/4	1		TS103/16			
11		0.1910	1.1/8	2.1/8	1					TS52N11
11		0.1910	5/16	9/16	1	TS41N11				
11		0.1910	9/16	1.1/4	1			TS18N11		
10		0.1935	1.1/8	2.1/8	1					TS52N10
10		0.1935	5/16	9/16	1	TS41N10				
10		0.1935	9/16	1.1/4	1			TS18N10		
	7/32	0.2188	1.1/8	2.1/8	1				TS517/32	
	7/32	0.2188	9/16	1.1/4	1		TS107/32			
	1/4	0.2500	1.1/8	2.1/8	1				TS511/4	
	1/4	0.2500	9/16	1.1/4	1		TS101/4			

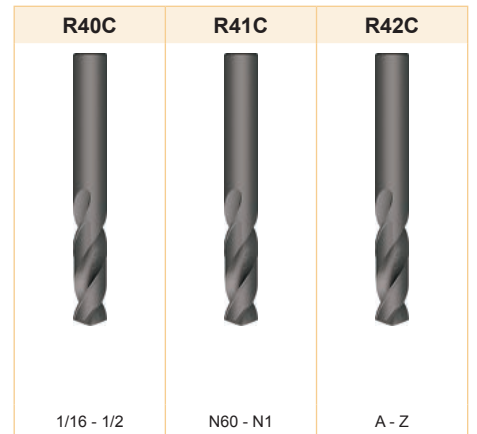
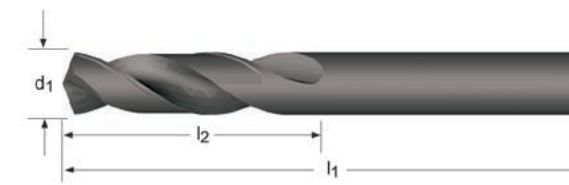
**R40C**  
**R41C**  
**R42C**

• Stub Drill

Type C

R40C; R41C; R42C	▪	1.1	1.2	1.3	1.4	2.1	3.1	3.2	3.3	4.1							
	•	1.5	1.6	2.2	2.3	3.4	4.2	4.3	5.1	5.2	5.3	6.1	6.2	6.3	6.4	7.1	7.2
		7.3	7.4	8.1	8.2	8.3	9.1										

**R40C**  
**R41C**  
**R42C**



d <sub>1</sub> Ø Inch	d <sub>1</sub> Ø Nr.	d <sub>1</sub> Ø letter	d <sub>1</sub> decimal Inch	l <sub>2</sub> Inch	l <sub>1</sub> Inch	Pack Qty	R40C	R41C	R42C
	60		0.0400	1/2	1.3/8	12		R41CN60 <sup>1)</sup>	
	59		0.0410	1/2	1.3/8	12		R41CN59 <sup>1)</sup>	
	58		0.0420	1/2	1.3/8	12		R41CN58 <sup>1)</sup>	
	57		0.0430	1/2	1.3/8	12		R41CN57 <sup>1)</sup>	
	56		0.0465	1/2	1.3/8	12		R41CN56 <sup>1)</sup>	
	55		0.0520	5/8	1.5/8	12		R41CN55 <sup>1)</sup>	
	54		0.0550	5/8	1.5/8	12		R41CN54 <sup>1)</sup>	
	53		0.0595	5/8	1.5/8	12		R41CN53 <sup>1)</sup>	
1/16			0.0625	5/8	1.5/8	12	R40C1/16		
	52		0.0635	11/16	1.11/16	12		R41CN52	
	51		0.0670	11/16	1.11/16	12		R41CN51	
	50		0.0700	11/16	1.11/16	12		R41CN50	
	49		0.0730	11/16	1.11/16	12		R41CN49	
	48		0.0760	11/16	1.11/16	12		R41CN48	
5/64			0.0781	11/16	1.11/16	12	R40C5/64		
	47		0.0785	11/16	1.11/16	12		R41CN47	
	46		0.0810	3/4	1.3/4	12		R41CN46	
	45		0.0820	3/4	1.3/4	12		R41CN45	
	44		0.0860	3/4	1.3/4	12		R41CN44	
	43		0.0890	3/4	1.3/4	12		R41CN43	
	42		0.0935	3/4	1.3/4	12		R41CN42	
3/32			0.0938	3/4	1.3/4	12	R40C3/32		
	41		0.0960	13/16	1.13/16	12		R41CN41	
	40		0.0980	13/16	1.13/16	12		R41CN40	
	39		0.0995	13/16	1.13/16	12		R41CN39	
	38		0.1015	13/16	1.13/16	12		R41CN38	
	37		0.1040	13/16	1.13/16	12		R41CN37	
	36		0.1065	13/16	1.13/16	12		R41CN36	
7/64			0.1094	13/16	1.13/16	12	R40C7/64		
	35		0.1100	7/8	1.7/8	12		R41CN35	
	34		0.1110	7/8	1.7/8	12		R41CN34	
	33		0.1130	7/8	1.7/8	12		R41CN33	
	32		0.1160	7/8	1.7/8	12		R41CN32	
	31		0.1200	7/8	1.7/8	12		R41CN31	

<sup>1)</sup> Not Split Point

d <sub>1</sub> Ø Inch	d <sub>1</sub> Ø Nr.	d <sub>1</sub> Ø letter	d <sub>1</sub> decimal Inch	l <sub>2</sub> Inch	l <sub>1</sub> Inch	Pack Qty	R40C	R41C	R42C
1/8			0.1250	7/8	1.7/8	12	R40C1/8		
	30		0.1285	15/16	1.15/16	12		R41CN30	
	29		0.1360	15/16	1.15/16	12		R41CN29	
	28		0.1405	15/16	1.15/16	12		R41CN28	
9/64			0.1406	15/16	1.15/16	12	R40C9/64		
	27		0.1440	1"	2.1/16	12		R41CN27	
	26		0.1470	1"	2.1/16	12		R41CN26	
	25		0.1495	1"	2.1/16	12		R41CN25	
	24		0.1520	1"	2.1/16	12		R41CN24	
	23		0.1540	1"	2.1/16	12		R41CN23	
5/32			0.1563	1"	2.1/16	12	R40C5/32		
	22		0.1570	1.1/16	2.1/8	12		R41CN22	
	21		0.1590	1.1/16	2.1/8	12		R41CN21	
	20		0.1610	1.1/16	2.1/8	12		R41CN20	
	19		0.1660	1.1/16	2.1/8	12		R41CN19	
	18		0.1695	1.1/16	2.1/8	12		R41CN18	
11/64			0.1719	1.1/16	2.1/8	12	R40C11/64		
	17		0.1730	1.1/8	2.3/16	12		R41CN17	
	16		0.1770	1.1/8	2.3/16	12		R41CN16	
	15		0.1800	1.1/8	2.3/16	12		R41CN15	
	14		0.1820	1.1/8	2.3/16	12		R41CN14	
	13		0.1850	1.1/8	2.3/16	12		R41CN13	
3/16			0.1875	1.1/8	2.3/16	12	R40C3/16		
	12		0.1890	1.3/16	2.1/4	12		R41CN12	
	11		0.1910	1.3/16	2.1/4	12		R41CN11	
	10		0.1935	1.3/16	2.1/4	12		R41CN10	
	9		0.1960	1.3/16	2.1/4	12		R41CN9	
	8		0.1990	1.3/16	2.1/4	12		R41CN8	
	7		0.2010	1.3/16	2.1/4	12		R41CN7	
13/64			0.2031	1.3/16	2.1/4	12	R40C13/64		
	6		0.2040	1.1/4	2.3/8	12		R41CN6	
	5		0.2055	1.1/4	2.3/8	12		R41CN5	
	4		0.2090	1.1/4	2.3/8	12		R41CN4	
	3		0.2130	1.1/4	2.3/8	12		R41CN3	
7/32			0.2188	1.1/4	2.3/8	12	R40C7/32		
	2		0.2210	1.5/16	2.7/16	12		R41CN2	
	1		0.2280	1.5/16	2.7/16	12		R41CN1	
		A	0.2340	1.5/16	2.7/16	12			R42CA
15/64			0.2344	1.5/16	2.7/16	12	R40C15/64		
		B	0.2374	1.3/8	2.1/2	12			R42CB
		C	0.2421	1.3/8	2.1/2	12			R42CC
		D	0.2461	1.3/8	2.1/2	12			R42CD
1/4			0.2500	1.3/8	2.1/2	12	R40C1/4		
		E	0.2500	1.3/8	2.1/2	12			R42CE
		F	0.2571	1.7/16	2.5/8	12			R42CF
		G	0.2610	1.7/16	2.5/8	12			R42CG
17/64			0.2656	1.7/16	2.5/8	12	R40C17/64		
		H	0.2661	1.1/2	2.11/16	12			R42CH
		I	0.2720	1.1/2	2.11/16	12			R42CI
		J	0.2772	1.1/2	2.11/16	12			R42CJ
		K	0.2811	1.1/2	2.11/16	12			R42CK
9/32			0.2813	1.1/2	2.11/16	12	R40C9/32		
		L	0.2992	1.9/16	2.3/4	12			R42CL
		M	0.2949	1.9/16	2.3/4	12			R42CM
19/64			0.2969	1.9/16	2.3/4	12	R40C19/64		
		N	0.3020	1.5/8	2.13/16	12			R42CN
5/16			0.3125	1.5/8	2.13/16	6	R40C5/16		
		O	0.3161	1.11/16	2.15/16	6			R42CO
		P	0.3228	1.11/16	2.15/16	6			R42CP
21/64			0.3281	1.11/16	2.15/16	6	R40C21/64		
		Q	0.3319	1.11/16	3"	6			R42CQ
		R	0.3390	1.11/16	3"	6			R42CR
11/32			0.3437	1.11/16	3"	6	R40C11/32		
		S	0.3480	1.3/4	3.1/16	6			R42CS
		T	0.3580	1.3/4	3.1/16	6			R42CT
23/64			0.3594	1.3/4	3.1/16	6	R40C23/64		
		U	0.3680	1.13/16	3.1/8	6			R42CU
3/8			0.3750	1.13/16	3.1/8	6	R40C3/8		


d <sub>1</sub> Ø Inch	d <sub>1</sub> Ø Nr.	d <sub>1</sub> Ø letter	d <sub>1</sub> decimal Inch	l <sub>2</sub> Inch	l <sub>1</sub> Inch	Pack Qty	R40C	R41C	R42C
		V	0.3772	1.7/8	3.1/4	6			R42CV
		W	0.3858	1.7/8	3.1/4	6			R42CW
25/64			0.3906	1.7/8	3.1/4	6	R40C25/64		
		X	0.3969	1.15/16	3.5/16	6			R42CX
		Y	0.4039	1.15/16	3.5/16	6			R42CY
13/32			0.4063	1.15/16	3.5/16	6	R40C13/32		
		Z	0.4130	2"	3.3/8	6			R42CZ
27/64			0.4219	2"	3.3/8	6	R40C27/64		
7/16			0.4375	2.1/16	3.7/16	6	R40C7/16		
29/64			0.4531	2.1/8	3.9/16	6	R40C29/64		
15/32			0.4687	2.1/8	3.5/8	6	R40C15/32		
31/64			0.4844	2.3/16	3.11/16	6	R40C31/64		
1/2			0.5000	2.1/4	3.3/4	6	R40C1/2		



# 4ASM • Stub Drill Type C

4ASM	▪	1.1	1.2	1.3	1.4	2.1	3.1	3.2	3.3	4.1											
	•	1.5	1.6	2.2	2.3	3.4	4.2	4.3	5.1	5.2	5.3	6.1	6.2	6.3	6.4	7.1	7.2	7.3	7.4		
		8.1	8.2	8.3	9.1																

4ASM HSS DIN 1897 2.5XD 135° ST N



d <sub>1</sub> Ø mm	d <sub>1</sub> decimal Inch	l <sub>2</sub> mm	l <sub>1</sub> mm	Pack Qty	4ASM
1.00	0.0394	6	22	12	4ASM1.00 <sup>1)</sup>
1.25	0.0492	8	30	12	4ASM1.25 <sup>1)</sup>
1.30	0.0512	8	30	12	4ASM1.30 <sup>1)</sup>
1.65	0.0650	11	34	12	4ASM1.65
2.00	0.0787	12	38	12	4ASM2.00
2.30	0.0906	13	40	12	4ASM2.30
2.40	0.0945	14	43	12	4ASM2.40
2.50	0.0984	14	43	12	4ASM2.50
3.00	0.1181	16	46	12	4ASM3.00
3.10	0.1220	18	49	12	4ASM3.10
3.20	0.1260	18	49	12	4ASM3.20
3.30	0.1299	18	49	12	4ASM3.30
3.40	0.1339	20	52	12	4ASM3.40
3.50	0.1378	20	52	12	4ASM3.50
3.70	0.1457	20	52	12	4ASM3.70
4.00	0.1575	22	55	12	4ASM4.00
4.20	0.1654	22	55	12	4ASM4.20
4.50	0.1772	24	58	12	4ASM4.50
5.00	0.1969	26	62	12	4ASM5.00
5.50	0.2165	28	66	12	4ASM5.50
5.70	0.2244	28	66	12	4ASM5.70
5.80	0.2283	28	66	12	4ASM5.80
6.00	0.2362	28	66	12	4ASM6.00
6.20	0.2441	31	70	12	4ASM6.20
6.40	0.2520	31	70	12	4ASM6.40
6.50	0.2559	31	70	12	4ASM6.50
6.60	0.2598	31	70	12	4ASM6.60
6.80	0.2677	34	74	12	4ASM6.80
6.90	0.2717	34	74	12	4ASM6.90
7.00	0.2756	34	74	12	4ASM7.00
7.20	0.2835	34	74	12	4ASM7.20
7.50	0.2953	37	79	12	4ASM7.50
8.00	0.3150	37	79	6	4ASM8.00
8.10	0.3189	37	79	6	4ASM8.10
8.40	0.3307	37	79	6	4ASM8.40
8.50	0.3346	37	79	6	4ASM8.50
8.70	0.3425	40	84	6	4ASM8.70
9.00	0.3543	40	84	6	4ASM9.00



d <sub>1</sub> Ø mm	d <sub>1</sub> decimal Inch	l <sub>2</sub> mm	l <sub>1</sub> mm	Pack Qty	4ASM
9.10	0.3583	40	84	6	4ASM9.10
9.20	0.3622	40	84	6	4ASM9.20
9.30	0.3661	40	84	6	4ASM9.30
9.50	0.3740	40	84	6	4ASM9.50
9.70	0.3819	43	89	6	4ASM9.70
10.00	0.3937	43	89	6	4ASM10.00
10.20	0.4016	43	89	6	4ASM10.20
10.50	0.4134	43	89	6	4ASM10.50
10.80	0.4252	47	95	6	4ASM10.80
11.00	0.4331	47	95	6	4ASM11.00
11.20	0.4409	47	95	6	4ASM11.20
11.50	0.4528	47	95	6	4ASM11.50
11.80	0.4646	47	95	6	4ASM11.80
12.00	0.4724	51	102	6	4ASM12.00
12.20	0.4803	51	102	6	4ASM12.2
12.50	0.4921	51	102	6	4ASM12.5

<sup>1)</sup> Not Split Point

# R10A R15A • Jobber Drill Type A R18A

R10A; R15A; R18A	▪	1.5	1.6	3.4	4.1	4.2	4.3	5.2										
	•	1.1	1.2	1.3	1.4	2.1	2.2	2.3	3.1	3.2	3.3	5.1	5.3	6.1	6.2	6.3	6.4	
		7.1	7.2	7.3	7.4	9.1												

R10A R15A R18A



d <sub>1</sub> Ø Inch	d <sub>1</sub> Ø Nr.	d <sub>1</sub> Ø letter	d <sub>1</sub> decimal Inch	l <sub>2</sub> Inch	l <sub>1</sub> Inch	Pack Qty	R10A	R15A	R18A
1/16			0.0625	7/8	1.7/8	12	R10A1/16		
	52		0.0635	7/8	1.7/8	12			R18AN52
	51		0.0670	1"	2"	12			R18AN51
	50		0.0700	1"	2"	12			R18AN50
	49		0.0730	1"	2"	12			R18AN49
	48		0.0760	1"	2"	12			R18AN48
5/64			0.0781	1"	2"	12	R10A5/64		
	47		0.0785	1"	2"	12			R18AN47
	46		0.0810	1.1/8	2.1/8	12			R18AN46
	45		0.0820	1.1/8	2.1/8	12			R18AN45
	44		0.0860	1.1/8	2.1/8	12			R18AN44
	43		0.0890	1.1/4	2.1/4	12			R18AN43
	42		0.0935	1.1/4	2.1/4	12			R18AN42
3/32			0.0938	1.1/4	2.1/4	12	R10A3/32		
	41		0.0960	1.3/8	2.3/8	12			R18AN41
	40		0.0980	1.3/8	2.3/8	12			R18AN40
	39		0.0995	1.3/8	2.3/8	12			R18AN39
	38		0.1015	1.7/16	2.1/2	12			R18AN38
	37		0.1040	1.7/16	2.1/2	12			R18AN37
	36		0.1065	1.7/16	2.1/2	12			R18AN36
7/64			0.1094	1.1/2	2.5/8	12	R10A7/64		
	35		0.1100	1.1/2	2.5/8	12			R18AN35
	34		0.1110	1.1/2	2.5/8	12			R18AN34
	33		0.1130	1.1/2	2.5/8	12			R18AN33
	32		0.1160	1.5/8	2.3/4	12			R18AN32
	31		0.1200	1.5/8	2.3/4	12			R18AN31
1/8			0.1250	1.5/8	2.3/4	12	R10A1/8		
	30		0.1285	1.5/8	2.3/4	12			R18AN30
	29		0.1360	1.3/4	2.7/8	12			R18AN29
	28		0.1405	1.3/4	2.7/8	12			R18AN28
9/64			0.1406	1.3/4	2.7/8	12	R10A9/64		
	27		0.1440	1.7/8	3"	12			R18AN27
	26		0.1470	1.7/8	3"	12			R18AN26
	25		0.1495	1.7/8	3"	12			R18AN25

d <sub>1</sub> Ø Inch	d <sub>1</sub> Ø Nr.	d <sub>1</sub> Ø letter	d <sub>1</sub> decimal Inch	l <sub>2</sub> Inch	l <sub>1</sub> Inch	Pack Qty	R10A	R15A	R18A
	24		0.1520	2"	3.1/8	12			R18AN24
	23		0.1540	2"	3.1/8	12			R18AN23
5/32			0.1563	2"	3.1/8	12	R10A5/32		
	22		0.1570	2"	3.1/8	12			R18AN22
	21		0.1590	2.1/8	3.1/4	12			R18AN21
	20		0.1610	2.1/8	3.1/4	12			R18AN20
	19		0.1660	2.1/8	3.1/4	12			R18AN19
	18		0.1695	2.1/8	3.1/4	12			R18AN18
11/64			0.1719	2.1/8	3.1/4	12	R10A11/64		
	17		0.1730	2.3/16	3.3/8	12			R18AN17
	16		0.1770	2.3/16	3.3/8	12			R18AN16
	15		0.1800	2.3/16	3.3/8	12			R18AN15
	14		0.1820	2.3/16	3.3/8	12			R18AN14
	13		0.1850	2.5/16	3.1/2	12			R18AN13
3/16			0.1875	2.5/16	3.1/2	12	R10A3/16		
	12		0.1890	2.5/16	3.1/2	12			R18AN12
	11		0.1910	2.5/16	3.1/2	12			R18AN11
	10		0.1935	2.7/16	3.5/8	12			R18AN10
	9		0.1960	2.7/16	3.5/8	12			R18AN9
	8		0.1990	2.7/16	3.5/8	12			R18AN8
	7		0.2010	2.7/16	3.5/8	12			R18AN7
13/64			0.2031	2.7/16	3.5/8	12	R10A13/64		
	6		0.2040	2.1/2	3.3/4	12			R18AN6
	5		0.2055	2.1/2	3.3/4	12			R18AN5
	4		0.2090	2.1/2	3.3/4	12			R18AN4
	3		0.2130	2.1/2	3.3/4	12			R18AN3
7/32			0.2188	2.1/2	3.3/4	12	R10A7/32		
	2		0.2210	2.5/8	3.7/8	12			R18AN2
	1		0.2280	2.5/8	3.7/8	12			R18AN1
		A	0.2340	2.5/8	3.7/8	12		R15AA	
15/64			0.2344	2.5/8	3.7/8	12	R10A15/64		
		B	0.2374	2.3/4	4"	12		R15AB	
		C	0.2421	2.3/4	4"	12		R15AC	
		D	0.2461	2.3/4	4"	12		R15AD	
1/4			0.2500	2.3/4	4"	12	R10A1/4		
		E	0.2500	2.3/4	4"	12		R15AE	
		F	0.2571	2.7/8	4.1/8	12		R15AF	
		G	0.2610	2.7/8	4.1/8	12		R15AG	
17/64			0.2656	2.7/8	4.1/8	12	R10A17/64		
		H	0.2661	2.7/8	4.1/8	12		R15AH	
		I	0.2720	2.7/8	4.1/8	12		R15AI	
		J	0.2772	2.7/8	4.1/8	12		R15AJ	
		K	0.2811	2.15/16	4.1/4	12		R15AK	
3/32			0.2813	2.15/16	4.1/4	12	R10A3/32		
		L	0.2902	2.15/16	4.1/4	12		R15AL	
		M	0.2949	3.1/16	4.3/8	12		R15AM	
19/64			0.2969	3.1/16	4.3/8	12	R10A19/64		
		N	0.3020	3.1/16	4.3/8	12		R15AN	
5/16			0.3125	3.3/16	4.1/2	6	R10A5/16		
		O	0.3161	3.3/16	4.1/2	6		R15AO	
		P	0.3228	3.5/16	4.5/8	6		R15AP	
21/64			0.3281	3.5/16	4.5/8	6	R10A21/64		
		Q	0.3319	3.7/16	4.3/4	6		R15AQ	
		R	0.3390	3.7/16	4.3/4	6		R15AR	
11/32			0.3437	3.7/16	4.3/4	6	R10A11/32		
		S	0.3480	3.1/2	4.7/8	6		R15AS	
		T	0.3580	3.1/2	4.7/8	6		R15AT	
23/64			0.3594	3.1/2	4.7/8	6	R10A23/64		
		U	0.3680	3.5/8	5"	6		R15AU	
3/8			0.3750	3.5/8	5"	6	R10A3/8		
		V	0.3772	3.5/8	5"	6		R15AV	
		W	0.3858	3.3/4	5.1/8	6		R15AW	
25/64			0.3906	3.3/4	5.1/8	6	R10A25/64		
		X	0.3969	3.3/4	5.1/8	6		R15AX	
		Y	0.4039	3.7/8	5.1/4	6		R15AY	
13/32			0.4063	3.7/8	5.1/4	6	R10A13/32		
		Z	0.4130	3.7/8	5.1/4	6		R15AZ	
27/64			0.4219	3.15/16	5.3/8	6	R10A27/64		





$d_1$ Ø Inch	$d_1$ Ø Nr.	$d_1$ Ø letter	$d_1$ decimal Inch	$l_2$ Inch	$l_1$ Inch	Pack Qty	R10A	R15A	R18A
7/16			0.4375	4.1/16	5.1/2	6	R10A7/16		
29/64			0.4531	4.3/16	5.5/8	6	R10A29/64		
15/32			0.4687	4.5/16	5.3/4	6	R10A15/32		
31/64			0.4844	4.3/8	5.7/8	6	R10A31/64		
1/2			0.5000	4.1/2	6"	6	R10A1/2		





# R10B R15B R18B

• Jobber Drill

Type B

R10B; R15B; R18B	▪	1.5	1.6	3.4	4.1	4.2	4.3	5.2													
	•	1.1	1.2	1.3	1.4	2.1	2.2	2.3	3.1	3.2	3.3	5.1	5.3	6.1	6.2	6.3	6.4				
		7.1	7.2	7.3	7.4	9.1															

R10B R15B R18B



d <sub>1</sub> Ø Inch	d <sub>1</sub> Ø Nr.	d <sub>1</sub> Ø letter	d <sub>1</sub> decimal Inch	l <sub>2</sub> Inch	l <sub>1</sub> Inch	Pack Qty	R10B	R15B	R18B
1/16			0.0625	7/8	1.7/8	12	R10B1/16		
	52		0.0635	7/8	1.7/8	12			R18BN52
	51		0.0670	1"	2"	12			R18BN51
	50		0.0700	1"	2"	12			R18BN50
	49		0.0730	1"	2"	12			R18BN49
	48		0.0760	1"	2"	12			R18BN48
5/64			0.0781	1"	2"	12	R10B5/64		
	47		0.0785	1"	2"	12			R18BN47
	46		0.0810	1.1/8	2.1/8	12			R18BN46
	45		0.0820	1.1/8	2.1/8	12			R18BN45
	44		0.0860	1.1/8	2.1/8	12			R18BN44
	43		0.0890	1.1/4	2.1/4	12			R18BN43
	42		0.0935	1.1/4	2.1/4	12			R18BN42
3/32			0.0938	1.1/4	2.1/4	12	R10B3/32		
	41		0.0960	1.3/8	2.3/8	12			R18BN41
	40		0.0980	1.3/8	2.3/8	12			R18BN40
	39		0.0995	1.3/8	2.3/8	12			R18BN39
	38		0.1015	1.7/16	2.1/2	12			R18BN38
	37		0.1040	1.7/16	2.1/2	12			R18BN37
	36		0.1065	1.7/16	2.1/2	12			R18BN36
7/64			0.1094	1.1/2	2.5/8	12	R10B7/64		
	35		0.1100	1.1/2	2.5/8	12			R18BN35
	34		0.1110	1.1/2	2.5/8	12			R18BN34
	33		0.1130	1.1/2	2.5/8	12			R18BN33
	32		0.1160	1.5/8	2.3/4	12			R18BN32
	31		0.1200	1.5/8	2.3/4	12			R18BN31
1/8			0.1250	1.5/8	2.3/4	12	R10B1/8		
	30		0.1285	1.5/8	2.3/4	12			R18BN30
	29		0.1360	1.3/4	2.7/8	12			R18BN29
	28		0.1405	1.3/4	2.7/8	12			R18BN28
9/64			0.1406	1.3/4	2.7/8	12	R10B9/64		
	27		0.1440	1.7/8	3"	12			R18BN27
	26		0.1470	1.7/8	3"	12			R18BN26
	25		0.1495	1.7/8	3"	12			R18BN25

d <sub>1</sub> Ø Inch	d <sub>1</sub> Ø Nr.	d <sub>1</sub> Ø letter	d <sub>1</sub> decimal Inch	l <sub>2</sub> Inch	l <sub>1</sub> Inch	Pack Qty	R10B	R15B	R18B
	24		0.1520	2"	3.1/8	12			R18BN24
	23		0.1540	2"	3.1/8	12			R18BN23
5/32			0.1563	2"	3.1/8	12	R10B5/32		
	22		0.1570	2"	3.1/8	12			R18BN22
	21		0.1590	2.1/8	3.1/4	12			R18BN21
	20		0.1610	2.1/8	3.1/4	12			R18BN20
	19		0.1660	2.1/8	3.1/4	12			R18BN19
11/64			0.1695	2.1/8	3.1/4	12	R10B11/64		R18BN18
	18		0.1719	2.1/8	3.1/4	12			
	17		0.1730	2.3/16	3.3/8	12			R18BN17
	16		0.1770	2.3/16	3.3/8	12			R18BN16
	15		0.1800	2.3/16	3.3/8	12			R18BN15
	14		0.1820						R18BN14
	13		0.1850						R18BN13
3/16			0.1875	2.5/16	3.1/2	12	R10B3/16		
	12		0.1890	2.5/16	3.1/2	12			R18BN12
	11		0.1910	2.5/16	3.1/2	12			R18BN11
	10		0.1935	2.7/16	3.5/8	12			R18BN10
	9		0.1960	2.7/16	3.5/8	12			R18BN9
	8		0.1990	2.7/16	3.5/8	12			R18BN8
	7		0.2010	2.7/16	3.5/8	12			R18BN7
13/64			0.2031	2.7/16	3.5/8	12	R10B13/64		
	6		0.2040	2.1/2	3.3/4	12			R18BN6
	5		0.2055	2.1/2	3.3/4	12			R18BN5
	4		0.2090	2.1/2	3.3/4	12			R18BN4
	3		0.2130	2.1/2	3.3/4	12			R18BN3
7/32			0.2188	2.1/2	3.3/4	12	R10B7/32		
	2		0.2210	2.5/8	3.7/8	12			R18BN2
	1		0.2280	2.5/8	3.7/8	12			R18BN1
		A	0.2340	2.5/8	3.7/8	12		R15BA	
15/64			0.2344	2.5/8	3.7/8	12	R10B15/64		
		B	0.2374	2.3/4	4"	12		R15BB	
		C	0.2421	2.3/4	4"	12		R15BC	
		D	0.2461	2.3/4	4"	12		R15BD	
1/4			0.2500	2.3/4	4"	12	R10B1/4		
		E	0.2500	2.3/4	4"	12		R15BE	
		F	0.2571	2.7/8	4.1/8	12		R15BF	
		G	0.2610	2.7/8	4.1/8	12		R15BG	
17/64			0.2656	2.7/8	4.1/8	12	R10B17/64		
		H	0.2661	2.7/8	4.1/8	12		R15BH	
		I	0.2720	2.7/8	4.1/8	12		R15BI	
		J	0.2772	2.7/8	4.1/8	12		R15BJ	
		K	0.2811	2.15/16	4.1/4	12		R15BK	
3/32			0.2813	2.15/16	4.1/4	12	R10B3/32		
		L	0.2902	2.15/16	4.1/4	12		R15BL	
		M	0.2949	3.1/16	4.3/8	12		R15BM	
19/64			0.2969	3.1/16	4.3/8	12	R10B19/64		
		N	0.3020	3.1/16	4.3/8	12		R15BN	
5/16			0.3125	3.3/16	4.1/2	6	R10B5/16		
		O	0.3161	3.3/16	4.1/2	6		R15BO	
		P	0.3228	3.5/16	4.5/8	6		R15BP	
21/64			0.3281	3.5/16	4.5/8	6	R10B21/64		
		Q	0.3319	3.7/16	4.3/4	6		R15BQ	
		R	0.3390	3.7/16	4.3/4	6		R15BR	
11/32			0.3437	3.7/16	4.3/4	6	R10B11/32		
		S	0.3480	3.1/2	4.7/8	6		R15BS	
		T	0.3580	3.1/2	4.7/8	6		R15BT	
23/64			0.3594	3.1/2	4.7/8	6	R10B23/64		
		U	0.3680	3.5/8	5"	6		R15BU	
3/8			0.3750	3.5/8	5"	6	R10B3/8		
		V	0.3772	3.5/8	5"	6		R15BV	
		W	0.3858	3.3/4	5.1/8	6		R15BW	
25/64			0.3906	3.3/4	5.1/8	6	R10B25/64		
		X	0.3969	3.3/4	5.1/8	6		R15BX	
		Y	0.4039	3.7/8	5.1/4	6		R15BY	
13/32			0.4063	3.7/8	5.1/4	6	R10B13/32		
		Z	0.4130	3.7/8	5.1/4	6		R15BZ	
27/64			0.4219	3.15/16	5.3/8	6	R10B27/64		

d <sub>1</sub> ∅ Inch	d <sub>1</sub> ∅ Nr.	d <sub>1</sub> ∅ letter	d <sub>1</sub> decimal Inch	l <sub>2</sub> Inch	l <sub>1</sub> Inch	Pack Qty	R10B	R15B	R18B
7/16			0.4375	4.1/16	5.1/2	6	R10B7/16		
29/64			0.4531	4.3/16	5.5/8	6	R10B29/64		
15/32			0.4687	4.5/16	5.3/4	6	R10B15/32		
31/64			0.4844	4.3/8	5.7/8	6	R10B31/64		
1/2			0.5000	4.1/2	6"	6	R10B1/2		


## 500-6 501-6 502-6

• Aircraft extension drill - 6 inch

Type B

500-6; 501-6; 502-6	▪	1.5	1.6	2.2	2.3	3.4	4.1	4.2	4.3	5.1	6.4	7.4
	•	1.3	1.4	2.1	3.1	3.2	3.3	5.2	5.3	6.3	9.1	

500-6  
501-6  
502-6



d <sub>1</sub> ∅ Inch	d <sub>1</sub> ∅ Nr.	d <sub>1</sub> ∅ letter	d <sub>1</sub> decimal Inch	l <sub>2</sub> Inch	l <sub>1</sub> Inch	Pack Qty	500-6	501-6	502-6
	60		0.0400	11/16	6"	12			
	59		0.0410	11/16	6"	12		501-6N60 <sup>1)</sup>	
	58		0.0420	11/16	6"	12		501-6N59 <sup>1)</sup>	
	57		0.0430	3/4	6"	12		501-6N58 <sup>1)</sup>	
	56		0.0465	3/4	6"	12		501-6N57 <sup>1)</sup>	
	55		0.0469	3/4	6"	12	500-63/64 <sup>1)</sup>	501-6N56 <sup>1)</sup>	
3/64	55		0.0520	7/8	6"	12		501-6N55 <sup>1)</sup>	
	54		0.0550	7/8	6"	12		501-6N54 <sup>1)</sup>	
	53		0.0595	7/8	6"	12		501-6N53 <sup>1)</sup>	
1/16	52		0.0625	7/8	6"	12	500-61/16	501-6N52	
	51		0.0635	7/8	6"	12		501-6N51	
	50		0.0670	1"	6"	12		501-6N50	
	49		0.0700	1"	6"	12		501-6N49	
	48		0.0730	1"	6"	12		501-6N48	
5/64	48		0.0760	1"	6"	12		501-6N48	
	47		0.0781	1"	6"	12	500-65/64	501-6N47	
	46		0.0785	1"	6"	12		501-6N46	
	45		0.0810	1.1/8	6"	12		501-6N45	
	44		0.0820	1.1/8	6"	12		501-6N44	
	43		0.0860	1.1/8	6"	12		501-6N43	
	42		0.0890	1.1/4	6"	12		501-6N42	
3/32	42		0.0935	1.1/4	6"	12		501-6N42	
	41		0.0938	1.1/4	6"	12	500-63/32	501-6N41	
	40		0.0960	1.3/8	6"	12		501-6N40	
	39		0.0980	1.3/8	6"	12		501-6N39	
	38		0.0995	1.3/8	6"	12		501-6N38	
	37		0.1015	1.7/16	6"	12		501-6N37	
	36		0.1040	1.7/16	6"	12		501-6N36	
7/64	36		0.1065	1.7/16	6"	12		501-6N36	
	35		0.1094	1.7/16	6"	12	500-67/64	501-6N35	
	34		0.1100	1.1/2	6"	12		501-6N34	
	33		0.1110	1.1/2	6"	12		501-6N33	
	32		0.1130	1.1/2	6"	12		501-6N33	
	32		0.1160	1.5/8	6"	12		501-6N32	

<sup>1)</sup> Not Split Point

d <sub>1</sub> Ø Inch	d <sub>1</sub> Ø Nr.	d <sub>1</sub> Ø letter	d <sub>1</sub> decimal Inch	l <sub>2</sub> Inch	l <sub>1</sub> Inch	Pack Qty	500-6	501-6	502-6
	31		0.1200	1.5/8	6"	12		501-6N31	
1/8			0.1250	1.5/8	6"	12	500-61/8		
	30		0.1285	1.5/8	6"	12		501-6N30	
	29		0.1360	1.3/4	6"	12		501-6N29	
	28		0.1405	1.3/4	6"	12		501-6N28	
9/64			0.1406	1.3/4	6"	12	500-69/64		
	27		0.1440	1.7/8	6"	12		501-6N27	
	26		0.1470	1.7/8	6"	12		501-6N26	
	25		0.1495	1.7/8	6"	12		501-6N25	
	24		0.1520	2"	6"	12		501-6N24	
	23		0.1540	2"	6"	12		501-6N23	
3/32			0.1563	2"	6"	12	500-63/32		
	22		0.1570	2"	6"	12		501-6N22	
	21		0.1590	2.1/8	6"	12		501-6N21	
	20		0.1610	2.1/8	6"	12		501-6N20	
	19		0.1660	2.1/8	6"	12		501-6N19	
	18		0.1695	2.1/8	6"	12		501-6N18	
11/64			0.1719	2.1/8	6"	12	500-611/64		
	17		0.1730	2.3/16	6"	12		501-6N17	
	16		0.1770	2.3/16	6"	12		501-6N16	
	15		0.1800	2.3/16	6"	12		501-6N15	
	14		0.1820	2.3/16	6"	12		501-6N14	
	13		0.1850	2.5/16	6"	12		501-6N13	
3/16			0.1875	2.5/16	6"	12	500-63/16		
	12		0.1890	2.5/16	6"	12		501-6N12	
	11		0.1910	2.5/16	6"	12		501-6N11	
	10		0.1935	2.7/16	6"	12		501-6N10	
	9		0.1960	2.7/16	6"	12		501-6N9	
	8		0.1990	2.7/16	6"	12		501-6N8	
	7		0.2010	2.7/16	6"	12		501-6N7	
13/64			0.2031	2.7/16	6"	12	500-613/64		
	6		0.2040	2.1/2	6"	12		501-6N6	
	5		0.2055	2.1/2	6"	12		501-6N5	
	4		0.2090	2.1/2	6"	12		501-6N4	
	3		0.2130	2.1/2	6"	12		501-6N3	
7/32			0.2188	2.1/2	6"	12	500-67/32		
	2		0.2210	2.5/8	6"	12		501-6N2	
	1		0.2280	2.5/8	6"	12		501-6N1	
		A	0.2340	2.5/8	6"	12			502-6A
15/64			0.2344	2.5/8	6"	12	500-615/64		
		B	0.2374	2.3/4	6"	12			502-6B
		C	0.2421	2.3/4	6"	12			502-6C
		D	0.2461	2.3/4	6"	12			502-6D
		E	0.2500	2.3/4	6"	12			502-6E
1/4			0.2500	2.3/4	6"	12	500-61/4		
		F	0.2571	2.7/8	6"	12			502-6F
		G	0.2610	2.7/8	6"	6			502-6G
17/64			0.2656	2.7/8	6"	6	500-617/64		
		H	0.2661	2.7/8	6"	6			502-6H
		I	0.2720	2.7/8	6"	6			502-6I
		J	0.2772	2.7/8	6"	6			502-6J
		K	0.2811	2.15/16	6"	6			502-6K
9/32			0.2813	2.15/16	6"	6	500-69/32		
		L	0.2902	2.15/16	6"	6			502-6L
		M	0.2949	3.1/16	6"	6			502-6M
19/64			0.2969	3.1/16	6"	6	500-619/64		
		N	0.3020	3.1/16	6"	6			502-6N
5/16			0.3125	3.3/16	6"	6	500-65/16		
		O	0.3161	3.3/16	6"	6			502-6O
		P	0.3228	3.5/16	6"	6			502-6P
21/64			0.3281	3.5/16	6"	6	500-621/64		
		Q	0.3319	3.7/16	6"	6			502-6Q
		R	0.3390	3.7/16	6"	6			502-6R
11/32			0.3437	3.7/16	6"	6	500-611/32		
		S	0.3480	3.1/2	6"	6			502-6S
		T	0.3580	3.1/2	6"	6			502-6T
23/64			0.3594	3.1/2	6"	6	500-623/64		
		U	0.3680	3.5/8	6"	6			502-6U
3/8			0.3750	3.5/8	6"	6	500-63/8		
		V	0.3772	3.5/8	6"	6			502-6V

d <sub>1</sub> Ø Inch	d <sub>1</sub> Ø Nr.	d <sub>1</sub> Ø letter	d <sub>1</sub> decimal Inch	l <sub>2</sub> Inch	l <sub>1</sub> Inch	Pack Qty	500-6	501-6	502-6
		W	0.3858	3.3/4	6"	6			502-6W
25/64			0.3906	3.3/4	6"	6	500-625/64		
		X	0.3969	3.3/4	6"	6			502-6X
		Y	0.4039	3.7/8	6"	6			502-6Y
13/32			0.4063	3.7/8	6"	6	500-613/32		
		Z	0.4130	3.7/8	6"	6			502-6Z
27/64			0.4219	3.15/16	6"	6	500-627/64		
7/16			0.4375	4.1/16	6"	6	500-67/16		
29/64			0.4531	4.3/16	6"	6	500-629/64		
15/32			0.4687	4.5/16	6"	6	500-615/32		
31/64			0.4844	4.3/8	6"	6	500-631/64		
1/2			0.5000	4.1/2	6"	6	500-61/2		

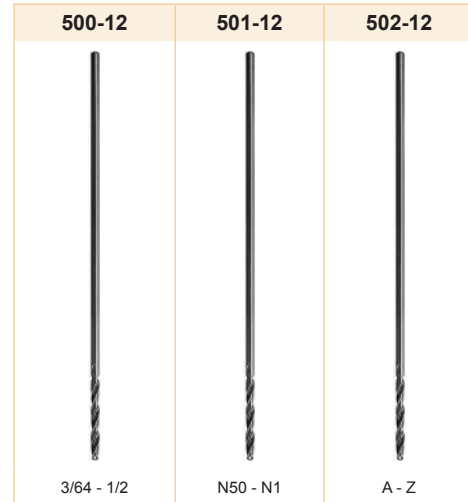


# 500-12 501-12 502-12

• Aircraft extension drill - 12 inch Type B

500-12; 501-12; 502-12	▪	1.5	1.6	2.2	2.3	3.4	4.1	4.2	4.3	5.1	6.4	7.4
	•	1.3	1.4	2.1	3.1	3.2	3.3	5.2	5.3	6.3	9.1	

500-12  
501-12  
502-12



d <sub>1</sub> Ø Inch	d <sub>1</sub> Ø Nr.	d <sub>1</sub> Ø letter	d <sub>1</sub> decimal Inch	l <sub>2</sub> Inch	l <sub>1</sub> Inch	Pack Qty	500-12	501-12	502-12
3/64			0.0469	3/4	12"	12	500-123/64	<sup>1)</sup>	
1/16			0.0625	7/8	12"	12	500-121/16		
	50		0.0700	1"	12"	12		501-12N50	
	49		0.0730	1"	12"	12		501-12N49	
	48		0.0760	1"	12"	12		501-12N48	
5/64			0.0781	1"	12"	12	500-125/64		
	47		0.0785	1"	12"	12		501-12N47	
	46		0.0810	1.1/8	12"	12		501-12N46	
	45		0.0820	1.1/8	12"	12		501-12N45	
	44		0.0860	1.1/8	12"	12		501-12N44	
	43		0.0890	1.1/4	12"	12		501-12N43	
	42		0.0935	1.1/4	12"	12		501-12N42	
3/32			0.0938	1.1/4	12"	12	500-123/32		
	41		0.0960	1.3/8	12"	12		501-12N41	
	40		0.0980	1.3/8	12"	12		501-12N40	
	37		0.1040	1.7/16	12"	12		501-12N37	
	36		0.1065	1.7/16	12"	12		501-12N36	
7/64			0.1094	1.1/2	12"	12	500-127/64		
	31		0.1200	1.5/8	12"	12		501-12N31	
1/8			0.1250	1.5/8	12"	12	500-121/8		
	30		0.1285	1.5/8	12"	12		501-12N30	
	29		0.1360	1.3/4	12"	12		501-12N29	
9/64			0.1406	1.3/4	12"	12	500-129/64		
	27		0.1440	1.7/8	12"	12		501-12N27	
	26		0.1470	1.7/8	12"	12		501-12N26	
	25		0.1495	1.7/8	12"	12		501-12N25	
	23		0.1540	2"	12"	12		501-12N23	
5/32			0.1563	2"	12"	12	500-125/32		
	22		0.1570	2"	12"	12		501-12N22	
	21		0.1590	2.1/8	12"	12		501-12N21	
	20		0.1610	2.1/8	12"	12		501-12N20	
	19		0.1660	2.1/8	12"	12		501-12N19	
	18		0.1695	2.1/8	12"	12		501-12N18	
11/64			0.1719	2.1/8	12"	12	500-1211/64		

d <sub>1</sub> Ø Inch	d <sub>1</sub> Ø Nr.	d <sub>1</sub> Ø letter	d <sub>1</sub> decimal Inch	l <sub>2</sub> Inch	l <sub>1</sub> Inch	Pack Qty	500-12	501-12	502-12
	17		0.1730	2.3/16	12"	12		501-12N17	
	16		0.1770	2.3/16	12"	12		501-12N16	
	13		0.1850	2.5/16	12"	12		501-12N13	
3/16			0.1875	2.5/16	12"	6	500-123/16		
	12		0.1890	2.5/16	12"	6		501-12N12	
	11		0.1910	2.5/16	12"	6		501-12N11	
	10		0.1935	2.7/16	12"	6		501-12N10	
	9		0.1960	2.7/16	12"	6		501-12N9	
	7		0.2010	2.7/16	12"	6		501-12N7	
13/64			0.2031	2.7/16	12"	6	500-1213/64		
	5		0.2055	2.1/2	12"	6		501-12N5	
	4		0.2090	2.1/2	12"	6		501-12N4	
	3		0.2130	2.1/2	12"	6		501-12N3	
7/32			0.2188	2.1/2	12"	6	500-127/32		
	1		0.2280	2.5/8	12"	6		501-12N1	
		A	0.2340	2.5/8	12"	6			502-12A
15/64			0.2344	2.5/8	12"	6	500-1215/64		
		B	0.2374	2.3/4	12"	6			502-12B
		C	0.2421	2.3/4	12"	6			502-12C
		D	0.2461	2.3/4	12"	6			502-12D
		E	0.2500	2.3/4	12"	6			502-12E
1/4			0.2500	2.3/4	12"	6	500-121/4		
		F	0.2571	2.7/8	12"	6			502-12F
		G	0.2610	2.7/8	12"	6			502-12G
17/64			0.2656	2.7/8	12"	6	500-1217/64		
		H	0.2661	2.7/8	12"	6			502-12H
		I	0.2720	2.7/8	12"	6			502-12I
		J	0.2772	2.7/8	12"	6			502-12J
		K	0.2811	2.15/16	12"	6			502-12K
9/32			0.2813	2.15/16	12"	6	500-129/32		
		L	0.2902	2.15/16	12"	6			502-12L
		M	0.2949	3.1/16	12"	6			502-12M
19/64			0.2969	3.1/16	12"	6	500-1219/64		
		N	0.3020	3.1/16	12"	6			502-12N
5/16			0.3125	3.3/16	12"	6	500-125/16		
		O	0.3161	3.3/16	12"	6			502-12O
		P	0.3228	3.5/16	12"	6			502-12P
21/64			0.3281	3.5/16	12"	6	500-1221/64		
		Q	0.3319	3.7/16	12"	6			502-12Q
		R	0.3390	3.7/16	12"	6			502-12R
11/32			0.3437	3.7/16	12"	6	500-1211/32		
		S	0.3480	3.1/2	12"	3			502-12S
		T	0.3580	3.1/2	12"	3			502-12T
23/64			0.3594	3.1/2	12"	3	500-1223/64		
		U	0.3680	3.5/8	12"	3			502-12U
3/8			0.3750	3.5/8	12"	3	500-123/8		
		V	0.3772	3.5/8	12"	3			502-12V
		W	0.3858	3.3/4	12"	3			502-12W
25/64			0.3906	3.3/4	12"	3	500-1225/64		
		X	0.3969	3.3/4	12"	3			502-12X
		Y	0.4039	3.7/8	12"	3			502-12Y
13/32			0.4063	3.7/8	12"	3	500-1213/32		
		Z	0.4130	3.7/8	12"	3			502-12Z
27/64			0.4219	3.15/16	12"	3	500-1227/64		
7/16			0.4375	4.1/16	12"	3	500-127/16		
29/64			0.4531	4.3/16	12"	3	500-1229/64		
15/32			0.4687	4.5/16	12"	3	500-1215/32		
31/64			0.4844	4.3/8	12"	3	500-1231/64		
1/2			0.5000	4.1/2	12"	3	500-121/2		

<sup>1)</sup> Not Split Point

# R88CO R89CO


• Jobber Drill, Short Flute

Type D

R88CO; R89CO	▪	1.5	1.6	3.4	4.1	4.2	4.3	5.2										
	•	1.1	1.2	1.3	1.4	2.1	2.2	2.3	3.1	3.2	3.3	5.1	5.3	6.1	6.2	6.3	6.4	
		7.1	7.2	7.3	7.4	9.1												

R88CO R89CO

HSS-E NAS 907 3XD 135° Bronze



d <sub>1</sub> Ø Inch	d <sub>1</sub> Ø Nr.	d <sub>1</sub> decimal Inch	l <sub>2</sub> Inch	l <sub>1</sub> Inch	Pack Qty	R88CO	R89CO
1/16		0.0625	7/16	1.7/8	12	R88CO1/16	
	52	0.0635	7/16	1.7/8	12		R89CON52
	51	0.0670	1/2	2"	12		R89CON51
	50	0.0700	1/2	2"	12		R89CON50
	49	0.0730	1/2	2"	12		R89CON49
5/64		0.0781	1/2	2"	12	R88CO5/64	
	46	0.0810	9/16	2.1/8	12		R89CON46
	45	0.0820	9/16	2.1/8	12		R89CON45
	44	0.0860	9/16	2.1/8	12		R89CON44
	43	0.0890	5/8	2.1/4	12		R89CON43
	42	0.0935	5/8	2.1/4	12		R89CON42
3/32		0.0938	5/8	2.1/4	12	R88CO3/32	
	41	0.0960	5/8	2.3/8	12		R89CON41
	40	0.0980	13/16	2.3/8	12		R89CON40
	39	0.0995	13/16	2.3/8	12		R89CON39
	36	0.1065	13/16	2.1/2	12		R89CON36
7/64		0.1094	13/16	2.5/8	12	R88CO7/64	
	31	0.1200	7/8	2.3/4	12		R89CON31
1/8		0.1250	7/8	2.3/4	12	R88CO1/8	
	30	0.1285	15/16	2.3/4	12		R89CON30
	29	0.1360	15/16	2.7/8	12		R89CON29
9/64		0.1406	15/16	2.7/8	12	R88CO9/64	
	27	0.1440	1"	3"	12		R89CON27
	26	0.1470	1"	3"	12		R89CON26
	25	0.1495	1"	3"	12		R89CON25
	24	0.1520	1"	3.1/8	12		R89CON24
5/32		0.1563	1"	3.1/8	12	R88CO5/32	
	22	0.1570	1.1/16	3.1/8	12		R89CON22
	21	0.1590	1.1/16	3.1/4	12		R89CON21
	20	0.1610	1.1/16	3.1/4	12		R89CON20
11/64		0.1719	1.1/16	3.1/4	12	R88CO11/64	
	16	0.1770	1.1/8	3.3/8	12		R89CON16
	13	0.1850	1.1/8	3.1/2	12		R89CON13
3/16		0.1875	1.1/8	3.1/2	12	R88CO3/16	
	12	0.1890	1.1/8	3.1/2	12		R89CON12
	11	0.1910	1.3/16	3.1/2	12		R89CON11

d <sub>1</sub> Ø Inch	d <sub>1</sub> Ø Nr.	d <sub>1</sub> decimal Inch	l <sub>2</sub> Inch	l <sub>1</sub> Inch	Pack Qty	R88CO	R89CO
	10	0.1935	1.3/16	3.5/8	12		R89CON10
	9	0.1960	1.3/16	3.5/8	12		R89CON9
	8	0.1990	1.3/16	3.5/8	12		R89CON8
	7	0.2010	1.3/16	3.5/8	12		R89CON7
13/64		0.2031	1.3/16	3.5/8	12	R88CO13/64	
	6	0.2040	1.1/4	3.3/4	12		R89CON6
	5	0.2055	1.1/4	3.3/4	12		R89CON5
	3	0.2130	1.1/4	3.3/4	12		R89CON3
5/32		0.2188	1.1/4	3.3/4	12	R88CO5/32	
15/64		0.2344	1.5/16	3.7/8	12	R88CO15/64	
1/4		0.2500	1.3/8	4"	12	R88CO1/4	
17/64		0.2656	1.7/16	4.1/8	12	R88CO17/64	
9/32		0.2813	1.1/2	4.1/4	12	R88CO9/32	
19/64		0.2969	1.9/16	4.3/8	12	R88CO19/64	
5/16		0.3125	1.5/8	4.1/2	6	R88CO5/16	
21/64		0.3281	1.11/16	4.5/8	6	R88CO21/64	
11/32		0.3437	1.11/16	4.3/4	6	R88CO11/32	
23/64		0.3594	1.3/4	4.7/8	6	R88CO23/64	
3/8		0.3750	1.13/16	5"	6	R88CO3/8	
25/64		0.3906	1.7/8	5.1/8	6	R88CO25/64	
13/32		0.4063	1.15/16	5.1/4	6	R88CO13/32	
27/64		0.4219	2"	5.3/8	6	R88CO27/64	
7/16		0.4375	2.1/16	5.1/2	6	R88CO7/16	
29/64		0.4531	2.1/8	5.5/8	6	R88CO29/64	
15/32		0.4687	2.1/8	5.3/4	6	R88CO15/32	
31/64		0.4844	2.3/16	5.7/8	6	R88CO31/64	
1/2		0.5000	2.1/4	6"	6	R88CO1/2	

# R10CO R15CO R18CO 2ACO

• Jobber Drill

Type J

R10CO; R15CO; R18CO; 2ACO	1.5	1.6	3.4	4.1	4.2	4.3	5.2	1.1	1.2	1.3	1.4	2.1	2.2	2.3	3.1	3.2	3.3	5.1	5.3	6.1	6.2	6.3	6.4	7.1	7.2	7.3	7.4	9.1
---------------------------	-----	-----	-----	-----	-----	-----	-----	-----	-----	-----	-----	-----	-----	-----	-----	-----	-----	-----	-----	-----	-----	-----	-----	-----	-----	-----	-----	-----

**R10CO  
R15CO  
R18CO**

HSS-E NAS 907 4XD 135° Bronze

**2ACO**

HSS-E NAS 907 4XD 135° Bronze N



d <sub>1</sub> Ø Inch	d <sub>1</sub> Ø letter	d <sub>1</sub> Ø Nr.	d <sub>1</sub> Ø mm	d <sub>1</sub> dec. Inch	l <sub>2</sub> Inch	l <sub>2</sub> mm	l <sub>1</sub> Inch	l <sub>1</sub> mm	Pack Qty	R10CO	R15CO	R18CO	2ACO
		80		0.0135	1/8		3/4		12			R18CON80	<sup>1)</sup>
		79		0.0145	1/8		3/4		12			R18CON79	<sup>1)</sup>
1/64				0.0156	3/16		3/4		12	R10CO1/64	<sup>1)</sup>		
		78		0.0160	3/16		7/8		12			R18CON78	<sup>1)</sup>
		77		0.0180	3/16		7/8		12			R18CON77	<sup>1)</sup>
		76		0.0200	3/16		7/8		12			R18CON76	<sup>1)</sup>
		75		0.0210	1/4		1"		12			R18CON75	<sup>1)</sup>
		74		0.0225	1/4		1"		12			R18CON74	<sup>1)</sup>
		73		0.0240	5/16		1.1/8		12			R18CON73	<sup>1)</sup>
		72		0.0250	5/16		1.1/8		12			R18CON72	<sup>1)</sup>
		71		0.0260	3/8		1.1/4		12			R18CON71	<sup>1)</sup>
		70		0.0280	3/8		1.1/4		12			R18CON70	<sup>1)</sup>
		69		0.0292	1/2		1.3/8		12			R18CON69	<sup>1)</sup>
		68		0.0310			1.3/8		12			R18CON68	<sup>1)</sup>
1/32				0.0313	1/2		1.3/8		12	R10CO1/32	<sup>1)</sup>		
		67		0.0320	1/2		1.3/8		12			R18CON67	<sup>1)</sup>
		66		0.0330	1/2		1.3/8		12			R18CON66	<sup>1)</sup>
		65		0.0350	5/8		1.1/2		12			R18CON65	<sup>1)</sup>
		64		0.0360	5/8		1.1/2		12			R18CON64	<sup>1)</sup>
		63		0.0370	5/8		1.1/2		12			R18CON63	<sup>1)</sup>
		62		0.0380	5/8		1.1/2		12			R18CON62	<sup>1)</sup>
		61		0.0390	11/16		1.5/8		12			R18CON61	<sup>1)</sup>
		60	1.00	0.0394		12		34	12				2ACO1.00
		59		0.0400	11/16		1.5/8		12			R18CON60	
		58	1.05	0.0410	11/16		1.5/8		12			R18CON59	
				0.0413		12		34	12				2ACO1.05
				0.0420	11/16		1.5/8		12			R18CON58	

d <sub>1</sub> Ø Inch	d <sub>1</sub> Ø letter	d <sub>1</sub> Ø Nr.	d <sub>1</sub> Ø mm	d <sub>1</sub> dec. Inch	l <sub>2</sub> Inch	l <sub>2</sub> mm	l <sub>1</sub> Inch	l <sub>1</sub> mm	Pack Qty	R10CO	R15CO	R18CO	2ACO
		57		0.0430	3/4		1.3/4		12			R18CON57	
				1.10	0.0433		14	36	12				2ACO1.10
				1.15	0.0453		14	36	12				2ACO1.15
3/64		56		0.0465	3/4		1.3/4		12	R10CO3/64		R18CON56	
				0.0469	3/4		1.3/4		12				
				1.20	0.0472		16	38	12				2ACO1.20
				1.25	0.0492		16	38	12				2ACO1.25
				1.30	0.0512		16	38	12				2ACO1.30
		55		0.0520	7/8		1.7/8		12			R18CON55	
				1.35	0.0531		18	40	12				2ACO1.35
				1.40	0.0551		18	40	12				2ACO1.40
		54		0.0550	7/8		1.7/8		12			R18CON54	
				1.45	0.0571		18	40	12				2ACO1.45
				1.50	0.0591		18	40	12				2ACO1.50
		53		0.0595	7/8		1.7/8		12			R18CON53	
1/16				0.0610		20		43	12	R10CO1/16			2ACO1.55
				0.0625	7/8		1.7/8		12				
		52		0.0635	7/8		1.7/8		12			R18CON52	
				1.65	0.0650		20	43	12				2ACO1.65
				1.70	0.0669		20	43	12				2ACO1.70
		51		0.0670	1"		2"		12			R18CON51	
				1.75	0.0689		22	46	12				2ACO1.75
		50		0.0700	1"		2"		12			R18CON50	
				1.80	0.0709		22	46	12				2ACO1.80
				1.85	0.0728		22	46	12				2ACO1.85
		49		0.0730	1"		2"		12			R18CON49	
				1.90	0.0748		22	46	12				2ACO1.90
		48		0.0760	1"		2"		12			R18CON48	
				1.95	0.0768		24	49	12				2ACO1.95
5/64				0.0781	1"		2"		12	R10CO5/64			
		47		0.0785	1"		2"		12			R18CON47	
				2.00	0.0787		24	49	12				2ACO2.00
				2.05	0.0807		24	49	12				2ACO2.05
		46		0.0810	1.1/8		2.1/8		12			R18CON46	
		45		0.0820	1.1/8		2.1/8		12			R18CON45	
				2.10	0.0827		24	49	12				2ACO2.10
		44		0.0860	1.1/8		2.1/8		12			R18CON44	
				2.20	0.0866		27	53	12				2ACO2.20
		43		0.0890	1.1/4		2.1/4		12			R18CON43	
				2.30	0.0906		27	53	12				2ACO2.30
				2.35	0.0925		27	53	12				2ACO2.35
3/32		42		0.0935	1.1/4		2.1/4		12	R10CO3/32		R18CON42	
				0.0938	1.1/4		2.1/4		12				
				2.40	0.0945		30	57	12				2ACO2.40
		41		0.0960	1.3/8		2.3/8		12			R18CON41	
		40		0.0980	1.3/8		2.3/8		12			R18CON40	
				2.50	0.0984		30	57	12				2ACO2.50
		39		0.0995	1.3/8		2.3/8		12			R18CON39	
		38		0.1015	1.7/16		2.1/2		12			R18CON38	
				2.60	0.1024		30	57	12				2ACO2.60
		37		0.1040	1.7/16		2.1/2		12			R18CON37	
				2.70	0.1063		33	61	12				2ACO2.70
7/64		36		0.1065	1.7/16		2.1/2		12	R10CO7/64		R18CON36	
				0.1094	1.1/2		2.5/8		12				
		35		0.1100	1.1/2		2.5/8		12			R18CON35	
				2.80	0.1102		33	61	12				2ACO2.80
		34		0.1110	1.1/2		2.5/8		12			R18CON34	
		33		0.1130	1.1/2		2.5/8		12			R18CON33	
				2.90	0.1142		33	61	12				2ACO2.90
		32		0.1160	1.5/8		2.3/4		12			R18CON32	
				3.00	0.1181		33	61	12				2ACO3.00
		31		0.1200	1.5/8		2.3/4		12			R18CON31	
				3.10	0.1220		36	65	12				2ACO3.10
1/8				0.1250	1.5/8		2.3/4		12	R10CO1/8			
				3.20	0.1260		36	65	12				2ACO3.20
				3.25	0.1280		36	65	12				2ACO3.25
		30		0.1285	1.5/8		2.3/4		12			R18CON30	
				3.30	0.1299		36	65	12				2ACO3.30
				3.40	0.1339		39	70	12				2ACO3.40

<sup>1)</sup> Not Split Point

d <sub>1</sub> Ø Inch	d <sub>1</sub> Ø letter	d <sub>1</sub> Ø Nr.	d <sub>1</sub> Ø mm	d <sub>1</sub> dec. Inch	l <sub>2</sub> Inch	l <sub>2</sub> mm	l <sub>1</sub> Inch	l <sub>1</sub> mm	Pack Qty	R10CO	R15CO	R18CO	2ACO
		29	3.50	0.1360	1.3/4	39	2.7/8	70	12			R18CON29	2ACO3.50
9/64		28	3.60	0.1378	1.3/4	39	2.7/8	70	12			R18CON28	2ACO3.60
		27	3.70	0.1405	1.3/4	39	2.7/8	70	12	R10CO9/64			2ACO3.70
		26	3.75	0.1406	1.3/4	39	2.7/8	70	12			R18CON27	2ACO3.80
		25	3.80	0.1417	1.7/8	39	3"	70	12			R18CON26	2ACO3.75
		24	3.75	0.1457	1.7/8	39	3"	70	12			R18CON25	2ACO3.80
		23	4.00	0.1476	1.7/8	43	3"	75	12			R18CON24	2ACO4.00
5/32		22	4.10	0.1495	2"	43	3.1/8	75	12	R10CO5/32		R18CON23	2ACO4.10
		21	4.20	0.1520	2"	43	3.1/8	75	12			R18CON22	2ACO4.20
		20	4.25	0.1540	2"	43	3.1/8	75	12			R18CON21	2ACO4.25
		19	4.30	0.1563	2"	43	3.1/8	75	12			R18CON20	2ACO4.30
		18	4.30	0.1570	2"	47	3.1/8	80	12			R18CON19	2ACO4.30
11/64		17	4.40	0.1614	2.1/8	47	3.1/4	80	12	R10CO11/64		R18CON18	2ACO4.40
		16	4.50	0.1654	2.1/8	47	3.1/4	80	12			R18CON17	2ACO4.50
		15	4.70	0.1660	2.3/16	47	3.3/8	80	12			R18CON16	2ACO4.70
		14	4.70	0.1673	2.3/16	47	3.3/8	80	12			R18CON15	
3/16		13	4.80	0.1693	2.5/16	47	3.1/2	80	12	R10CO3/16		R18CON14	
		12	4.80	0.1732	2.5/16	47	3.1/2	80	12			R18CON13	2ACO4.80
		11	4.80	0.1772	2.5/16	52	3.1/2	86	12			R18CON12	2ACO5.00
		10	5.00	0.1770	2.7/16	52	3.5/8	86	12			R18CON11	2ACO5.10
		9	5.00	0.1800	2.7/16	52	3.5/8	86	12			R18CON10	
13/64		8	5.10	0.1820	2.7/16	52	3.5/8	86	12			R18CON9	2ACO5.20
		7	5.20	0.1850	2.7/16	52	3.5/8	86	12	R10CO13/64		R18CON8	2ACO5.25
		6	5.25	0.1850	2.7/16	52	3.5/8	86	12			R18CON7	2ACO5.30
		5	5.30	0.1850	2.1/2	52	3.3/4	86	12			R18CON6	2ACO5.50
		4	5.30	0.1850	2.1/2	52	3.3/4	86	12			R18CON5	2ACO5.20
		3	5.50	0.2008	2.1/2	52	3.3/4	86	12			R18CON4	2ACO5.25
7/32		2	5.50	0.2007	2.1/2	57	3.3/4	93	12	R10CO7/32		R18CON3	2ACO5.30
		1	5.70	0.2090	2.5/8	57	3.3/4	93	12			R18CON2	2ACO5.50
			5.90	0.2130	2.5/8	57	3.3/4	93	12			R18CON1	2ACO5.60
15/64	A		6.00	0.2165	2.5/8	57	3.7/8	93	12	R10CO15/64	R15COA		2ACO5.70
	B		6.10	0.2188	2.5/8	57	3.7/8	93	12				2ACO5.90
	C		6.20	0.2205	2.3/4	63	4"	101	12		R15COB		2ACO6.00
	D		6.30	0.2244	2.3/4	63	4"	101	12		R15COC		2ACO6.10
1/4	E		6.40	0.2280	2.3/4	63	4"	101	12	R10CO1/4			2ACO6.20
			6.40	0.2323	2.3/4	63	4"	101	12		R15COD		2ACO6.30
			6.40	0.2340	2.3/4	63	4"	101	12				2ACO6.40
			6.40	0.2344	2.3/4	63	4"	101	12				

d <sub>1</sub> Ø Inch	d <sub>1</sub> Ø letter	d <sub>1</sub> Ø Nr.	d <sub>1</sub> Ø mm	d <sub>1</sub> dec. Inch	l <sub>2</sub> Inch	l <sub>2</sub> mm	l <sub>1</sub> Inch	l <sub>1</sub> mm	Pack Qty	R10CO	R15CO	R18CO	2ACO
			6.50	0.2559	2.7/8	63	4.1/8	101	12				2ACO6.50
	F		6.60	0.2571	2.7/8	63	4.1/8	101	12		R15COF		2ACO6.60
	G		6.70	0.2598	2.7/8	63	4.1/8	101	12		R15COG		2ACO6.70
17/64			6.80	0.2610	2.7/8	63	4.1/8	101	12				2ACO6.80
	H		6.90	0.2638	2.7/8	69	4.1/8	109	12	R10CO17/64	R15COH		2ACO6.90
			7.00	0.2656	2.7/8	69	4.1/8	109	12				2ACO7.00
	I		7.10	0.2661	2.7/8	69	4.1/8	109	12		R15COI		2ACO7.10
	J		7.20	0.2677	2.7/8	69	4.1/8	109	12		R15COJ		2ACO7.20
	K		7.25	0.2720	2.7/8	69	4.1/8	109	12		R15COK		2ACO7.25
9/32			7.30	0.2756	2.15/16	69	4.1/4	109	12	R10CO9/32			2ACO7.30
			7.30	0.2772	2.15/16	69	4.1/4	109	12				2ACO7.30
	L		7.50	0.2795	2.15/16	69	4.1/4	109	12		R15COL		2ACO7.50
	M		7.50	0.2811	3.1/16	69	4.3/8	109	12	R10CO19/64	R15COM		2ACO7.50
19/64			7.80	0.2835	3.1/16	75	4.3/8	117	12		R15CON		2ACO7.80
			7.90	0.2854	3.1/16	75	4.3/8	117	12				2ACO7.90
5/16			8.00	0.2874	3.1/16	75	4.3/8	117	6	R10CO5/16			2ACO8.00
			8.00	0.2902	3.3/16	75	4.1/2	117	6				2ACO8.00
	O		8.20	0.2949	3.3/16	75	4.1/2	117	6		R15COO		2ACO8.20
	P		8.20	0.2953	3.5/16	75	4.5/8	117	6		R15COP		2ACO8.20
21/64			8.40	0.2969	3.5/16	75	4.5/8	117	6	R10CO21/64			2ACO8.40
			8.40	0.3020	3.5/16	75	4.5/8	117	6				2ACO8.40
	Q		8.50	0.3071	3.7/16	75	4.3/4	117	6		R15COQ		2ACO8.50
	R		8.50	0.3110	3.7/16	75	4.3/4	117	6		R15COR		2ACO8.50
11/32			8.80	0.3125	3.7/16	81	4.3/4	125	6	R10CO11/32			2ACO8.80
			8.80	0.3150	3.7/16	81	4.3/4	125	6				2ACO8.80
	S		8.90	0.3161	3.1/2	81	4.7/8	125	6		R15COS		2ACO8.90
			9.00	0.3228	3.1/2	81	4.7/8	125	6				2ACO8.90
	T		9.10	0.3228	3.1/2	81	4.7/8	125	6		R15COT		2ACO9.00
23/64			9.20	0.3228	3.1/2	81	4.7/8	125	6	R10CO23/64			2ACO9.10
			9.20	0.3281	3.1/2	81	4.7/8	125	6				2ACO9.20
			9.30	0.3307	3.1/2	81	4.7/8	125	6				2ACO9.30
	U		9.40	0.3307	3.5/8	81	5"	125	6		R15COU		2ACO9.40
			9.40	0.3319	3.5/8	81	5"	125	6				2ACO9.40
3/8			9.50	0.3346	3.5/8	81	5"	125	6	R10CO3/8			2ACO9.50
			9.50	0.3346	3.5/8	81	5"	125	6		R15COV		2ACO9.50
			9.60	0.3437	3.5/8	87	5.1/8	133	6				2ACO9.60
			9.70	0.3465	3.5/8	87	5.1/8	133	6				2ACO9.70
	W		9.80	0.3480	3.3/4	87	5.1/8	133	6		R15COW		2ACO9.80
25/64			10.00	0.3580	3.3/4	87	5.1/8	133	6	R10CO25/64			2ACO10.00
			10.00	0.3583	3.3/4	87	5.1/8	133	6				2ACO10.00
	X		10.20	0.3594	3.3/4	87	5.1/8	133	6		R15COX		2ACO10.20
			10.20	0.3622	3.3/4	87	5.1/8	133	6				2ACO10.20
	Y		10.50	0.3661	3.7/8	87	5.1/4	133	6	R10CO13/32	R15COY		2ACO10.50
13/32			10.50	0.3661	3.7/8	87	5.1/4	133	6		R15COZ		2ACO10.50
			10.80	0.3680	3.7/8	87	5.1/4	133	6				2ACO10.80
27/64			10.80	0.3701	3.15/16	87	5.3/8	142	6	R10CO27/64			2ACO10.80
			10.80	0.3701	3.15/16	94	5.3/8	142	6				2ACO11.00
7/16			11.00	0.3740	4.1/16	94	5.1/2	142	6		R10CO7/16		2ACO11.00
			11.00	0.3750	4.1/16	94	5.1/2	142	6				2ACO11.20
			11.20	0.3772	4.1/16	94	5.1/2	142	6				2ACO11.20
29/64			11.50	0.3750	4.3/16	94	5.5/8	142	6	R10CO29/64			2ACO11.50
			11.50	0.3772	4.3/16	94	5.5/8	142	6				2ACO11.50
			11.80	0.4016	4.3/16	94	5.5/8	142	6				2ACO11.80
			11.80	0.4039	4.3/16	94	5.5/8	142	6				2ACO11.80



d <sub>1</sub> ∅ Inch	d <sub>1</sub> ∅ letter	d <sub>1</sub> ∅ Nr.	d <sub>1</sub> ∅ mm	d <sub>1</sub> dec. Inch	l <sub>2</sub> Inch	l <sub>2</sub> mm	l <sub>1</sub> Inch	l <sub>1</sub> mm	Pack Qty	R10CO	R15CO	R18CO	2ACO
15/32				0.4687	4.5/16		5.3/4		6	R10CO15/32			
			12.00	0.4724		101		151	6				2ACO12.00
			12.20	0.4803		101		151	6				2ACO12.20
31/64				0.4844	4.3/8		5.7/8		6	R10CO31/64			
			12.50	0.4921		101		151	6				2ACO12.50
1/2				0.5000	4.1/2		6"		6	R10CO1/2			
			13.00	0.5118		101		151	1				2ACO13.00
33/64				0.5156	4.13/16		6.5/8		1	R10CO33/64			
17/32				0.5313	4.13/16		6.5/8		1	R10CO17/32			
35/64				0.5469	4.13/16		6.5/8		1	R10CO35/64			
9/16				0.5625	4.13/16		6.5/8		1	R10CO9/16			
37/64				0.5781	4.13/16		6.5/8		1	R10CO37/64			
19/32				0.5937	5.3/16		7.1/8		1	R10CO19/32			
39/64				0.6094	5.3/16		7.1/8		1	R10CO39/64			
5/8				0.6250	5.3/16		7.1/8		1	R10CO5/8			
41/64				0.6406	5.3/16		7.1/8		1	R10CO41/64			
21/32				0.6563	5.3/16		7.1/8		1	R10CO21/32			
43/64				0.6719	5.5/8		7.5/8		1	R10CO43/64			
11/16				0.6875	5.5/8		7.5/8		1	R10CO11/16			



# CO500-6 CO501-6 CO500-12 CO501-12

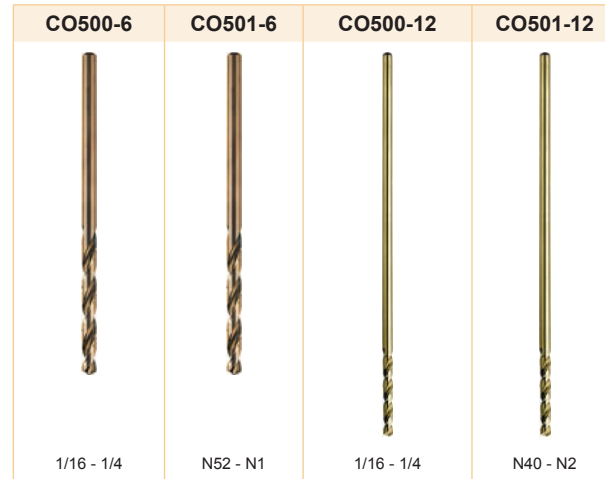
• Aircraft extension drill

Type J

CO500-6; CO501-6; CO500-12; CO501-12	1.6	3.4	4.3	5.2	2.1	2.2	2.3	2.4	3.1	3.2	3.3	5.3
--------------------------------------	-----	-----	-----	-----	-----	-----	-----	-----	-----	-----	-----	-----

CO500-6  
CO501-6  
CO500-12  
CO501-12

HSS-E NAS 907 4XD 135° Bronze



d <sub>1</sub> Ø Inch	d <sub>1</sub> Ø Nr.	d <sub>1</sub> decimal Inch	l <sub>2</sub> Inch	l <sub>1</sub> Inch	Pack Qty	CO500-6	CO501-6	CO500-12	CO501-12
1/16		0.0625	7/8	12"	12			CO500-121/16	
1/16		0.0625	7/8	6"	12	CO500-61/16			
	52	0.0635	7/8	6"	12		CO501-6N52		
	51	0.0670	1"	6"	12		CO501-6N51		
	50	0.0700	1"	6"	12		CO501-6N50		
	49	0.0730	1"	6"	12		CO501-6N49		
	48	0.0760	1"	6"	12		CO501-6N48		
5/64		0.0781	1"	12"	12			CO500-125/64	
5/64		0.0781	1"	6"	12	CO500-65/64			
	47	0.0785	1"	6"	12		CO501-6N47		
	46	0.0810	1.1/8	6"	12		CO501-6N46		
	45	0.0820	1.1/8	6"	12		CO501-6N45		
	44	0.0860	1.1/8	6"	12		CO501-6N44		
	43	0.0890	1.1/4	6"	12		CO501-6N43		
	42	0.0935	1.1/4	6"	12		CO501-6N42		
3/32		0.0938	1.1/4	12"	12			CO500-123/32	
3/32		0.0938	1.1/4	6"	12	CO500-63/32			
	41	0.0960	1.3/8	6"	12		CO501-6N41		
	40	0.0980	1.3/8	12"	12				CO501-12N40
	40	0.0980	1.3/8	6"	12		CO501-6N40		
	39	0.0995	1.3/8	6"	12		CO501-6N39		
	38	0.1015	1.7/16	6"	12		CO501-6N38		
	37	0.1040	1.7/16	6"	12		CO501-6N37		
	36	0.1065	1.7/16	6"	12		CO501-6N36		
7/64		0.1094	1.1/2	12"	12			CO500-127/64	
7/64		0.1094	1.1/2	6"	12	CO500-67/64			
	35	0.1100	1.1/2	6"	12		CO501-6N35		
	34	0.1110	1.1/2	6"	12		CO501-6N34		
	33	0.1130	1.1/2	6"	12		CO501-6N33		
	32	0.1160	1.5/8	6"	12		CO501-6N32		
	31	0.1200	1.5/8	6"	12		CO501-6N31		
1/8		0.1250	1.5/8	12"	12			CO500-121/8	
1/8		0.1250	1.5/8	6"	12	CO500-61/8			
	30	0.1285	1.5/8	12"	12				CO501-12N30

d <sub>1</sub> Ø Inch	d <sub>1</sub> Ø Nr.	d <sub>1</sub> decimal Inch	l <sub>2</sub> Inch	l <sub>1</sub> Inch	Pack Qty	CO500-6	CO501-6	CO500-12	CO501-12
	30	0.1285	1.5/8	6"	12		CO501-6N30		
	29	0.1360	1.3/4	12"	12				CO501-12N29
	29	0.1360	1.3/4	6"	12		CO501-6N29		
	28	0.1405	1.3/4	6"	12		CO501-6N28		
9/64		0.1406	1.3/4	12"	12			CO500-129/64	
9/64		0.1406	1.3/4	6"	12	CO500-69/64			
	27	0.1440	1.7/8	12"	12				CO501-12N27
	27	0.1440	1.7/8	6"	12		CO501-6N27		
	26	0.1470	1.7/8	6"	12		CO501-6N26		
	25	0.1495	1.7/8	6"	12		CO501-6N25		
	24	0.1520	2"	6"	12		CO501-6N24		
	23	0.1540	2"	6"	12		CO501-6N23		
5/32		0.1563	2"	12"	12			CO500-125/32	
5/32		0.1563	2"	6"	12	CO500-65/32			
	22	0.1570	2"	6"	12		CO501-6N22		
	21	0.1590	2.1/8	12"	12				CO501-12N21
	21	0.1590	2.1/8	6"	12		CO501-6N21		
	20	0.1610	2.1/8	12"	12				CO501-12N20
	20	0.1610	2.1/8	6"	12		CO501-6N20		
	19	0.1660	2.1/8	12"	12				CO501-12N19
	19	0.1660	2.1/8	6"	12		CO501-6N19		
	18	0.1695	2.1/8	6"	12		CO501-6N18		
11/64		0.1719	2.1/8	12"	12			CO500-1211/64	
11/64		0.1719	2.1/8	6"	12	CO500-611/64			
	17	0.1730	2.3/16	6"	12		CO501-6N17		
	16	0.1770	2.3/16	12"	12				CO501-12N16
	16	0.1770	2.3/16	6"	12		CO501-6N16		
	15	0.1800	2.3/16	6"	12		CO501-6N15		
	14	0.1820	2.3/16	6"	12		CO501-6N14		
	13	0.1850	2.5/16	6"	12		CO501-6N13		
3/16		0.1875	2.5/16	12"	6			CO500-123/16	
3/16		0.1875	2.5/16	6"	12	CO500-63/16			
	12	0.1890	2.5/16	6"	12		CO501-6N12		
	11	0.1910	2.5/16	12"	12				CO501-12N11
	11	0.1910	2.5/16	6"	12		CO501-6N11		
	10	0.1935	2.7/16	12"	6				CO501-12N10
	10	0.1935	2.7/16	6"	12		CO501-6N10		
	9	0.1960	2.7/16	6"	12		CO501-6N9		
	8	0.1990	2.7/16	6"	12		CO501-6N8		
	7	0.2010	2.7/16	6"	12		CO501-6N7		
13/64		0.2031	2.7/16	12"	6			CO500-1213/64	
13/64		0.2031	2.7/16	6"	12	CO500-613/64			
	6	0.2040	2.1/2	6"	12		CO501-6N6		
	5	0.2055	2.1/2	6"	12		CO501-6N5		
	4	0.2090	2.1/2	6"	12		CO501-6N4		
	3	0.2130	2.1/2	6"	12		CO501-6N3		
7/32		0.2188	2.1/2	12"	6			CO500-127/32	
7/32		0.2188	2.1/2	6"	12	CO500-67/32			
	2	0.2210	2.5/8	12"	6				CO501-12N2
	2	0.2210	2.5/8	6"	12		CO501-6N2		
	1	0.2280	2.5/8	6"	12		CO501-6N1		
15/64		0.2344	2.5/8	12"	6			CO500-1215/64	
15/64		0.2344	2.5/8	6"	12	CO500-615/64			
1/4		0.2500	2.3/4	12"	6			CO500-121/4	
1/4		0.2500	2.3/4	6"	12	CO500-61/4			





## NATIONAL AEROSPACE SPECIFICATION SUMMARY

### NAS 907 Type A

Size Range	Ø1/16" - Ø1/2"
Material	HSS (M2 or M7)
Shank Options	Straight, straight with tri-flats, quick change, reduced shank, reduced shank with tri-flats, Tang
Surface Treatment	Bright finish standard or oxide. Optional finishes may be specified by the customer.
Web Construction	Thickness increases uniformly at a 0.017" ± 0.003" per inch taper
Back Taper	0.0002" to 0.0005" per inch for all diameters
Point Type	P-5 (118°) split point, general purpose
Lengths	Jobber Length - standard, 6" and 12" Aircraft Extension Lengths - optional

### NAS 907 Type B

Size Range	Ø1/16" - Ø1/2"
Material	HSS (M2 or M7)
Shank Options	Straight, straight with tri-flats, quick change, reduced shank, reduced shank with tri-flats, Tang
Surface Treatment	Bright finish standard or oxide. Optional finishes may be specified by the customer.
Web Construction	Thickness increases uniformly at a 0.024" ± 0.003" per inch taper
Point Type	P-3 (135°) split point, general purpose
Lengths	Jobber Length - standard, 6" and 12" Aircraft Extension Lengths - optional

### NAS 907 Type C

Size Range	Ø1/16" - Ø1/2"
Material	HSS (M2 or M7)
Shank Options	Straight, straight with tri-flats, quick change, reduced shank, reduced shank with tri-flats, Tang
Surface Treatment	Bright finish standard or oxide. Optional finishes may be specified by the customer.
Web Construction	Thickness increases uniformly at a 0.024" ± 0.003" per inch taper
Point Type	P-3 (135°) split point, general purpose
Lengths	Stub Length standard

### NAS 907 Type D

Size Range	Ø1/16" - Ø1/2"
Material	HSCo (M33 or M42)
Shank Options	Straight, straight with tri-flats, quick change, reduced shank, reduced shank with tri-flats, Tang
Surface Treatment	Bronze oxide finish standard, optional finishes may be specified by the customer
Web Construction	Thickness increases uniformly at a 0.027" ± 0.003" per inch taper
Point Type	P-9 (135°) split point, heavy duty
Lengths	Jobber Length - standard, 6" and 12" Aircraft Extension Lengths - optional

### NAS 907 Type J

Size Range	Ø1/16" - Ø1/2"
Material	HSCo (M33 or M42)
Shank Options	Straight, straight with tri-flats, quick change, reduced shank, reduced shank with tri-flats, Tang
Surface Treatment	Bronze oxide finish standard, optional finishes may be specified by the customer
Web Construction	Thickness increases uniformly at a 0.006" ± 0.002" per inch taper
Point Type	P-3 (135°) split point, general purpose
Lengths	Jobber Length - standard, 6" and 12" Aircraft Extension Lengths - optional

### NAS 965 Type B

Size Range	Ø1/16" - ØF
Material	HSS (M2 or M7)
Shank Options	1/4-28 UNF Threaded Hexagonal (5/16" Wrenching Flats)
Surface Treatment	Oxide finish standard, optional finishes may be specified by the customer.
Web Construction	Thickness increases uniformly at a 0.024" ± 0.003" per inch taper
Point Type	P-3 (135°) split point, general purpose
Lengths	Stub, short and long (2-1/8" O/L) series available

Material



High Speed Steel



High Speed Cobalt

Coating



Steam Tempered



Bronze

Direction



Right

Rating



Excellent



Good

Depth



Point Angle



Form



Standard



Shank



Straight Shank



Threaded hexagonal shank



# SIMPLY RELIABLE

As a professional you can judge the quality of work by just looking at the chip. Our chip is a clean and uncomplicated shape that in itself tells a story. It is a clear and consistent signal and that's why we use it as a symbol for being **simply reliable**.

## Argentina

T: 54 (11) 6777-6777  
F: 54 (11) 4441-4467  
info.ar@dormerpramet.com

## Australia

T: 1300 131 274  
F: 1300 809 510  
info.au@dormerpramet.com

## Austria

T: +31 10 2080 240  
F: +31 10 2080 282  
info.at@dormerpramet.com

## Belgium & Luxembourg

T: +32 3 440 59 01  
F: +32 3 449 15 43  
info.be@dormerpramet.com

## Brazil

T: +55 11 5660 3000  
F: +55 11 5667 5883  
info.br@dormerpramet.com

## Canada

T: (888) 336 7637  
En Français: (888) 368 8457  
F: (905) 542 7000  
cs.canada@dormerpramet.com

## China

T: +86 21 2416 0508  
F: +86 21 5442 6315  
info.cn@dormerpramet.com

## Croatia

T: +385 98 407 489  
info.hr@dormerpramet.com

## Czech Republic

T: +420 583 381 111  
F: +420 583 215 401  
info.cz@dormerpramet.com

## Denmark

T: 808 82106  
F: +46 35 16 52 90  
info.se@dormerpramet.com

## Finland

T: 0205 44 7003  
F: 0205 44 7004  
info.fi@dormerpramet.com

## France

T: +33 (0)2 47 62 57 01  
F: +33 (0)2 47 62 52 00  
info.fr@dormerpramet.com

## Germany

T: +49 9131 933 08 70  
F: +49 9131 933 08 742  
info.de@dormerpramet.com

## Hungary

T: +36-96 / 522-846  
F: +36-96 / 522-847  
info.hu@dormerpramet.com

## India

T: +91 11 4601 5686  
info.in@dormerpramet.com

## Italy

T: +39 02 38 04 51  
F: +39 02 38 04 52 43  
info.it@dormerpramet.com

## Kazakhstan

T: +7 771 305 11 45  
info.kz@dormerpramet.com

## Mexico

T: +52 (555) 7293981  
F: +52 (555) 7293981  
cs.mexico@dormerpramet.com

## Netherlands

T: +31 10 2080 240  
F: +31 10 2080 282  
info.nl@dormerpramet.com

## New Zealand

T: 0800 800 922  
info.int@dormerpramet.com

## Norway

T: 800 10 113  
F: +46 35 16 52 90  
info.se@dormerpramet.com

## Poland

T: +48 32 78-15-890  
F: +48 32 78-60-406  
info.pl@dormerpramet.com

## Portugal

T: +351 21 424 54 21  
F: +351 21 424 54 25  
info.pt@dormerpramet.com

## Romania

T: +4(0)730 015 885  
info.ro@dormerpramet.com

## Russia

T: +7 495 775 10 28  
F: +7 (499) 763 38 90  
info.ru@dormerpramet.com

## Slovakia

T: +421 (41) 764 54 60  
F: +421 (41) 763 74 49  
info.sk@dormerpramet.com

## Slovenia

T: +385 98 407 489  
info.si@dormerpramet.com

## Spain

T: +34 935717722  
F: +34 935717765  
info.es@dormerpramet.com

## Sweden

responsible for **Iceland**  
T: +46 35 16 52 96  
F: +46 35 16 52 90  
info.se@dormerpramet.com

## Switzerland

T: +31 10 2080 240  
F: +31 10 2080 282  
info.ch@dormerpramet.com

## Turkey

T: +90 533 212 45 47  
info.tr@dormerpramet.com

## Ukraine

T: +38 056 376 51 19  
F: +38 056 376 51 20  
info.ua@dormerpramet.com

## United Kingdom

responsible for **Ireland**  
T: 0870 850 4466  
F: 0870 850 8866  
info.uk@dormerpramet.com

## United States of America

T: (800) 877-3745  
F: (847) 783-5760  
cs@dormerpramet.com

## Other countries

### South America

T: +55 11 5660 3000  
F: +55 11 5667 5883  
info.br@dormerpramet.com

### Central and Eastern Europe

T: +420 583 381 526  
F: +420 583 381 401  
info.rcee@dormerpramet.com

### Rest of the World

Dormer Pramet International UK  
T: +44 1246 571338  
F: +44 1246 571339  
info.int@dormerpramet.com





### Dormer Pramet International CZ

T: +420 583 381 520  
F: +420 583 215 401  
info.int.cz@dormerpramet.com

DORPRA-BRO-NAS-2017-EN

# DORMER PRAMET

[www.dormerpramet.com](http://www.dormerpramet.com)

 [youtube.com/dormerpramet](https://www.youtube.com/dormerpramet)  
 [facebook.com/dormerprametsocial](https://www.facebook.com/dormerprametsocial)  
 [linkedin.com/company/dormer-pramet](https://www.linkedin.com/company/dormer-pramet)  
 [twitter.com/dormerpramet](https://twitter.com/dormerpramet)